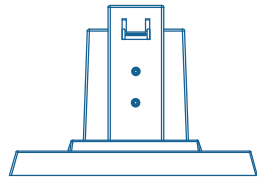


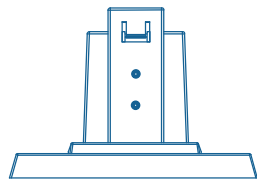
PORTABLE UNIT STAND  
BATTERY CHARGING  
STATIONS

OFFICE / CABINS  
EXTENSION ALARM



PORTABLE UNIT STAND  
BATTERY CHARGING  
STATIONS

OFFICE / CABINS  
EXTENSION ALARM

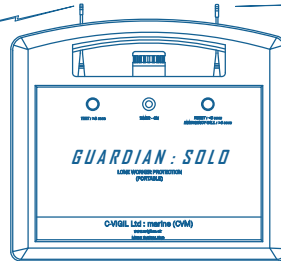


PORTABLE UNIT STAND  
BATTERY CHARGING  
STATIONS

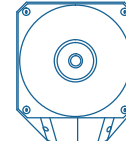
OFFICE / CABINS  
EXTENSION ALARM



WORKERS'  
KEY-FOB  
TRANSMITTERS



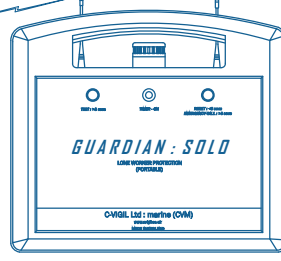
PORTABLE BASE STATION  
&  
EMERGENCY ALARM TX



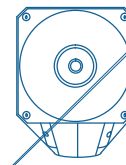
HIGH OUTPUT SOUNDER / BEACON



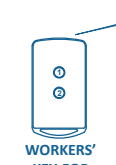
WORKERS'  
KEY-FOB  
TRANSMITTERS



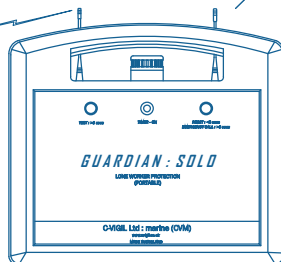
PORTABLE BASE STATION  
&  
EMERGENCY ALARM TX



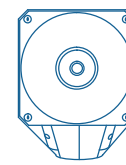
HIGH OUTPUT SOUNDER / BEACON



WORKERS'  
KEY-FOB  
TRANSMITTERS



PORTABLE BASE STATION  
&  
EMERGENCY ALARM TX



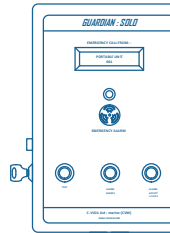
HIGH OUTPUT SOUNDER / BEACON



ALARM SIGNAL RADIO  
MODEM RECEIVER

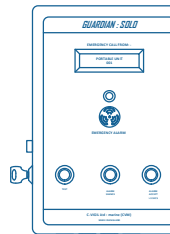
MAIN MAST

ALARM INDICATOR PANEL



DECK OFFICE

ALARM INDICATOR PANEL



SHIP'S 24V DC

N/O TO ER ALARM PLANT

ACCOMMODATION

DECK AREAS

BRIDGE



THESE DRAWINGS AND SPECIFICATIONS ARE THE PROPERTY OF C-VIGIL LTD AND SHALL NOT BE REPRODUCED, COPIED OR USED AS THE BASIS FOR THE MANUFACTURE OR SALE OF EQUIPMENT WITHOUT EXPLICIT WRITTEN PERMISSION

SCALE:  
NOT TO SCALE

VERSION:  
VER.1.0.1

TITLE:

TYPICAL OVERVIEW-MULTIPLE

C-VIGIL Ltd : marine (CVM)

www.cvigil.co.uk | support@cvigil.co.uk | +44 (0)1244 879 279

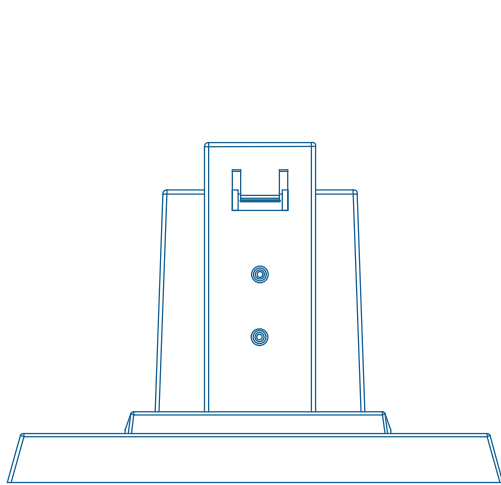
DWG No:  
DWG001

DATE:  
Jan-19

SHEET No:  
1 of 14

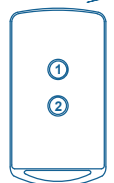
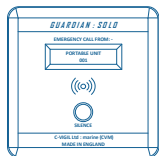
REVISION:  
A

DRAWN BY:  
SS

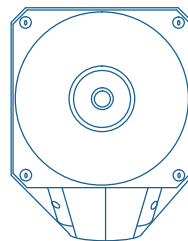


PORTABLE UNIT STAND  
BATTERY CHARGING  
STATION

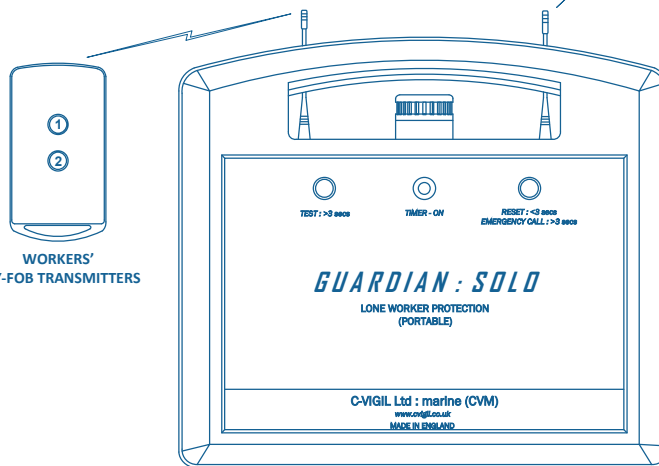
OFFICE / CABINS  
EXTENSION ALARM



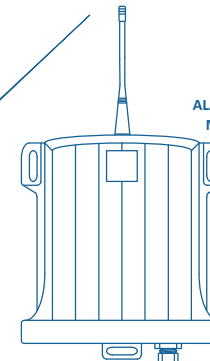
WORKERS'  
KEY-FOB TRANSMITTERS



HIGH OUTPUT SOUNDER / BEACON



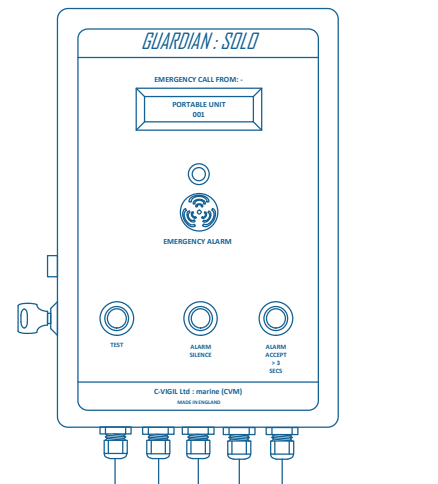
PORTABLE BASE STATION  
&  
EMERGENCY ALARM TX



ALARM SIGNAL RADIO  
MODEM RECEIVER

MAIN MAST

ALARM INDICATOR PANEL



Ship's 24V DC

N/O CONTACT TO ER ALARM PLANT

ACCOMMODATION

DECK AREAS

BRIDGE



THESE DRAWINGS AND SPECIFICATIONS ARE THE PROPERTY OF C-VIGIL LTD AND SHALL NOT BE REPRODUCED, COPIED OR USED AS THE BASIS FOR THE MANUFACTURE OR SALE OF EQUIPMENT WITHOUT EXPLICIT WRITTEN PERMISSION

SCALE:  
NOT TO SCALE

VERSION:  
VER.1.0.1

TITLE:

TYPICAL OVERVIEW - SINGLE

C-VIGIL Ltd : marine (CVM)

www.cvlgil.co.uk | support@cvlgil.co.uk | +44 (0)1244 879 279

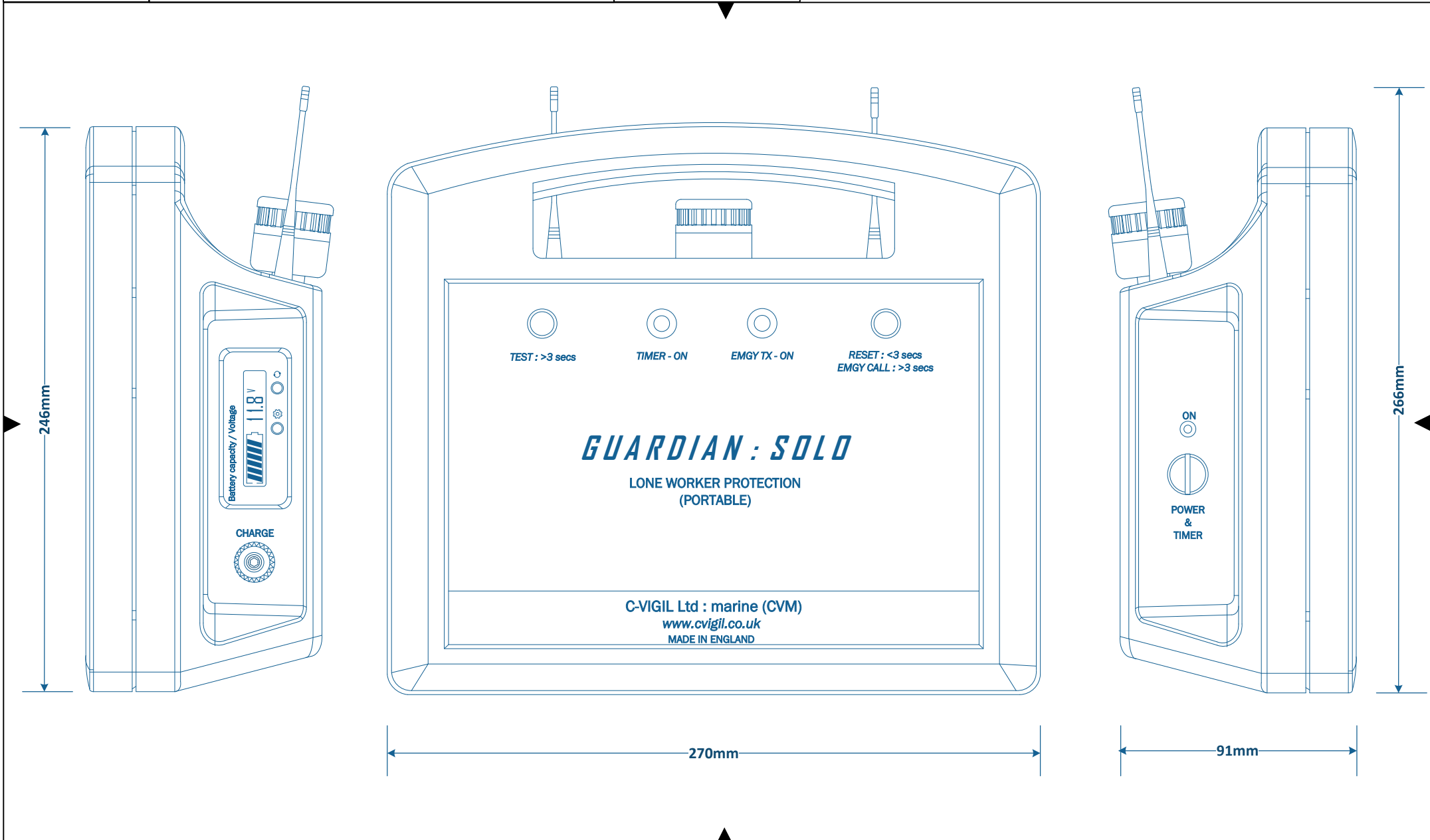
DWG No:  
DWG002

DATE:  
Jan-19

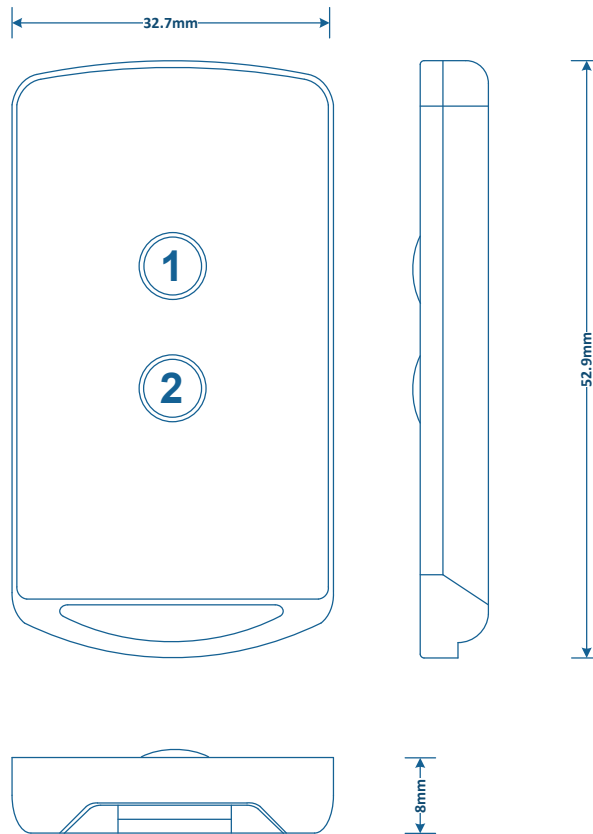
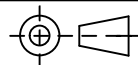
SHEET No:  
2 of 14

REVISION:  
A

DRAWN BY:  
SS



 <b>C-VIGIL LTD</b> marine GUARDIAN SYSTEMS	THESE DRAWINGS AND SPECIFICATIONS ARE THE PROPERTY OF C-VIGIL LTD AND SHALL NOT BE REPRODUCED, COPIED OR USED AS THE BASIS FOR THE MANUFACTURE OR SALE OF EQUIPMENT WITHOUT EXPLICIT WRITTEN PERMISSION	<b>SCALE:</b> NOT TO SCALE	<b>TITLE:</b> PORTABLE UNIT	<b>DWG No:</b> DWG003	<b>REVISION:</b> A
	<b>VERSION:</b> VER.1.0.1	<b>C-VIGIL Ltd : marine (CVM)</b> www.cvigil.co.uk   support@cvigil.co.uk   +44 (0)1244 879 279	<b>DATE:</b> Jan-19	<b>SHEET No:</b> 3 of 14	<b>DRAWN BY:</b> SS



THESE DRAWINGS AND SPECIFICATIONS ARE THE PROPERTY OF C-VIGIL LTD AND SHALL NOT BE REPRODUCED, COPIED OR USED AS THE BASIS FOR THE MANUFACTURE OR SALE OF EQUIPMENT WITHOUT EXPLICIT WRITTEN PERMISSION

SCALE:  
NOT TO SCALE

VERSION:  
VER.1.0.1

TITLE:  
**WIRELESS RESET / EMERGENCY CALL TX**

**C-VIGIL Ltd : marine (CVM)**  
www.cvigil.co.uk | support@cvigil.co.uk | +44 (0)1244 879 279

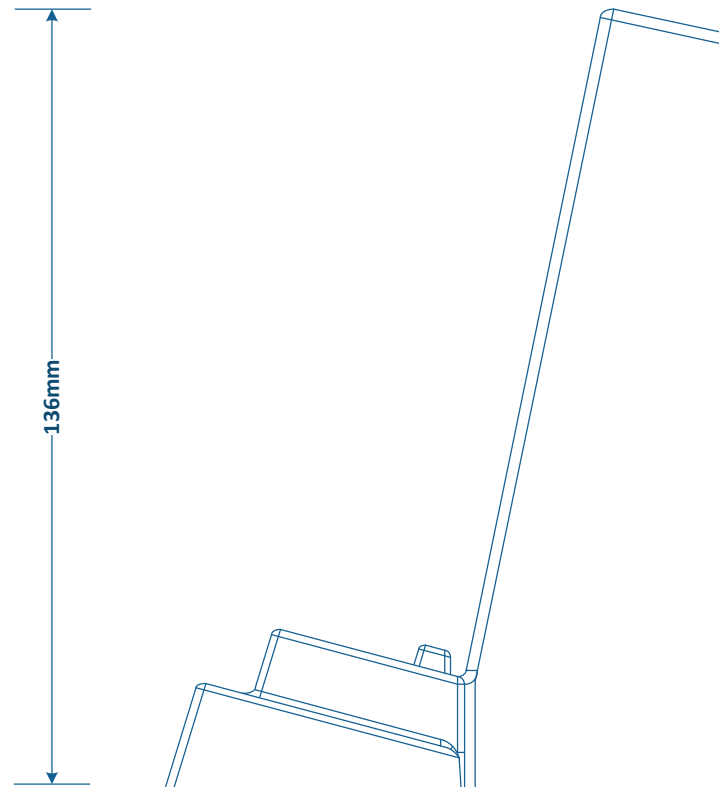
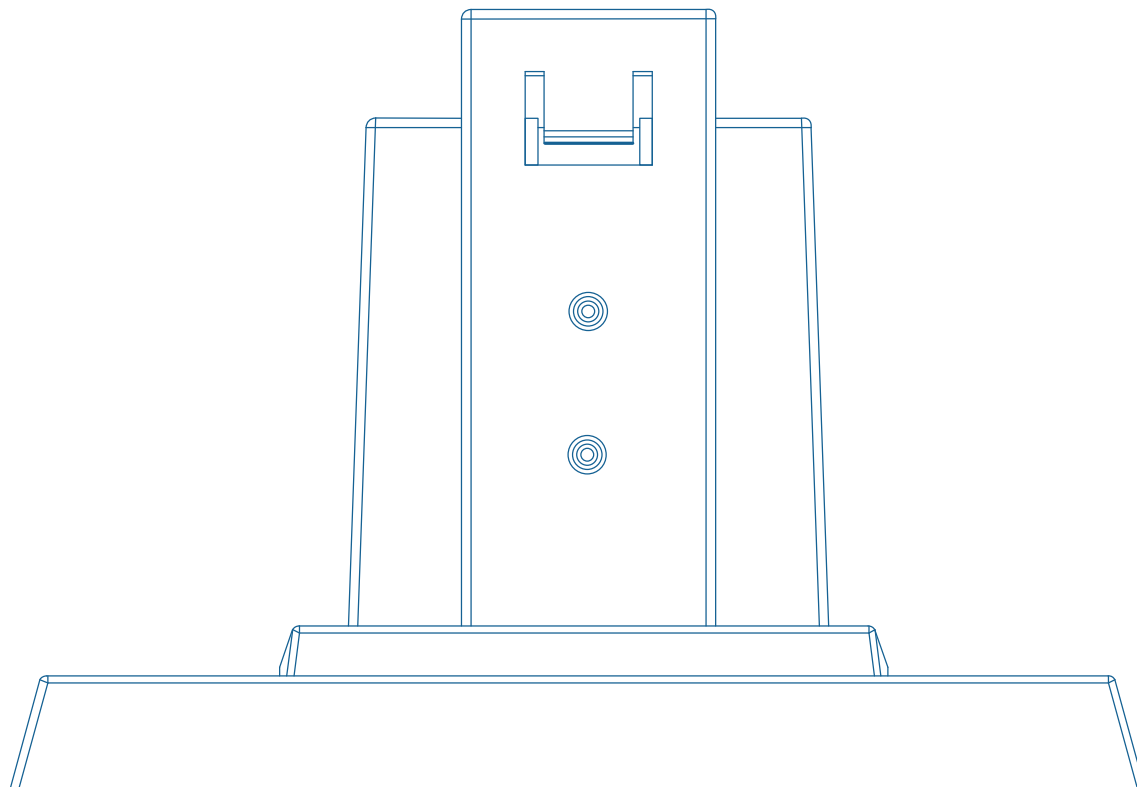
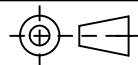
DWG No:  
DWG004

DATE:  
Jan-19

SHEET No:  
4 of 14

REVISION:  
A

DRAWN BY:  
SS



227mm

136mm

120mm



THESE DRAWINGS AND SPECIFICATIONS ARE THE PROPERTY OF C-VIGIL LTD AND SHALL NOT BE REPRODUCED, COPIED OR USED AS THE BASIS FOR THE MANUFACTURE OR SALE OF EQUIPMENT WITHOUT EXPLICIT WRITTEN PERMISSION

SCALE:  
NOT TO SCALE

VERSION:  
VER.1.0.1

TITLE:  
**PORTABLE UNIT STORAGE / CHARGING STAND**

**C-VIGIL Ltd : marine (CVM)**  
www.cvigil.co.uk | support@cvigil.co.uk | +44 (0)1244 879 279

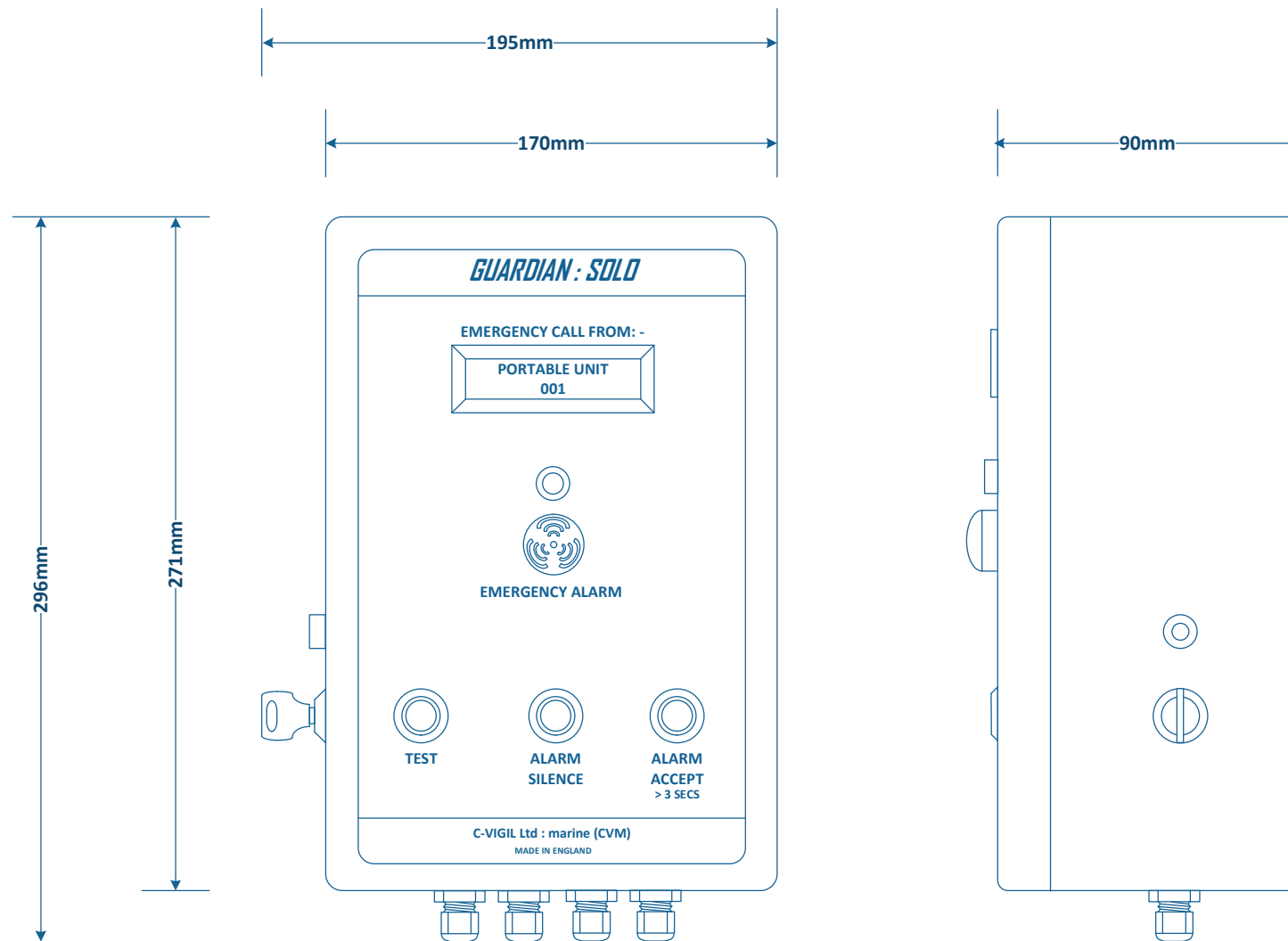
DWG No:  
DWG005

DATE:  
Jan-19

SHEET No:  
5 of 14

REVISION:  
A

DRAWN BY:  
SS



THESE DRAWINGS AND SPECIFICATIONS ARE THE PROPERTY OF C-VIGIL LTD AND SHALL NOT BE REPRODUCED, COPIED OR USED AS THE BASIS FOR THE MANUFACTURE OR SALE OF EQUIPMENT WITHOUT EXPLICIT WRITTEN PERMISSION

SCALE:  
NOT TO SCALE

VERSION:  
VER.1.0.1

TITLE:

**ALARM INDICATOR PANEL**

**C-VIGIL Ltd : marine (CVM)**

www.cvigil.co.uk | support@cvigil.co.uk | +44 (0)1244 879 279

DWG No:  
DWG006

DATE:  
Jan-19

SHEET No:  
6 of 14

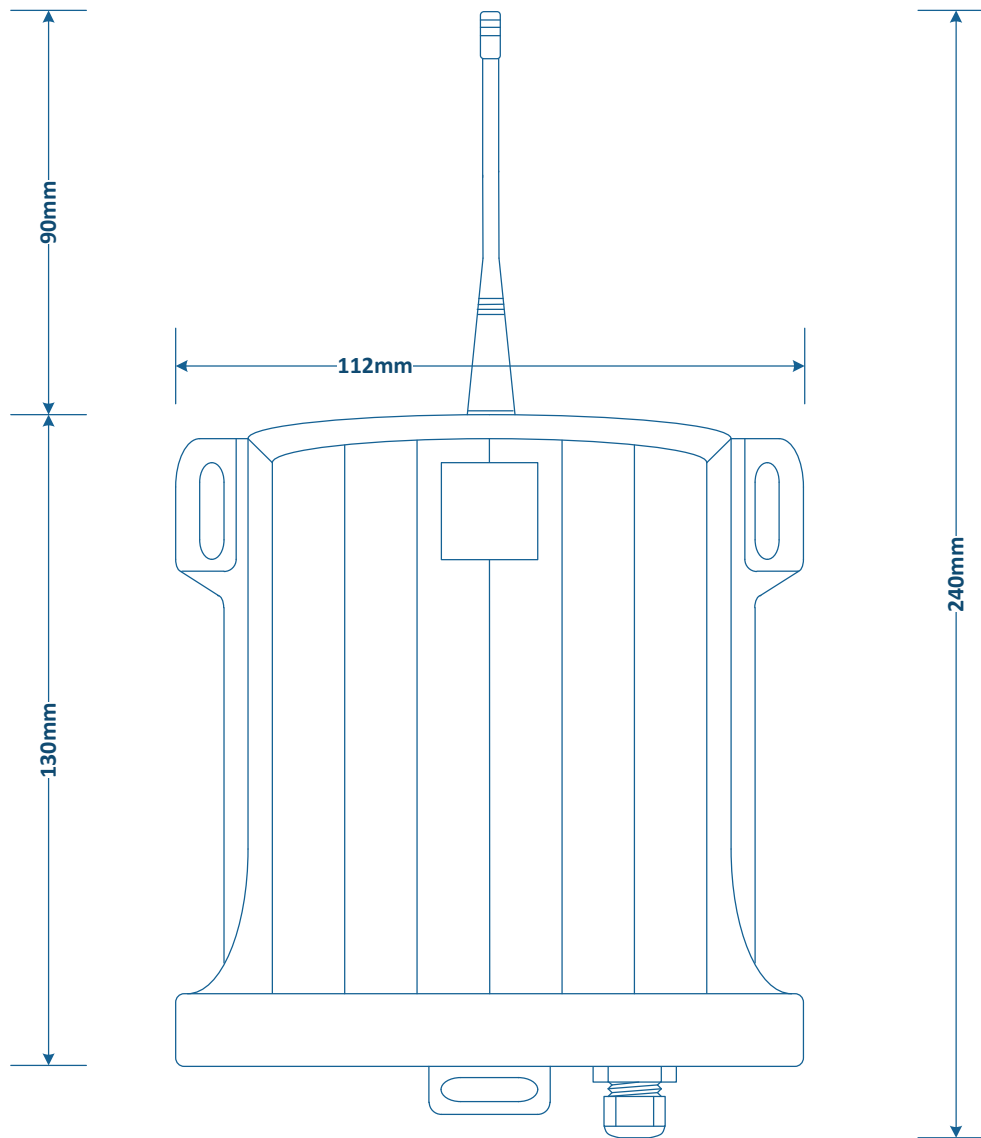
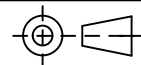
REVISION:  
A

DRAWN BY:  
SS

PROJECT / VESSEL

GUARDIAN : SOLO – DECK AREAS (PORTABLE)

PROJECTION:



THESE DRAWINGS AND SPECIFICATIONS ARE THE PROPERTY OF C-VIGIL LTD AND SHALL NOT BE REPRODUCED, COPIED OR USED AS THE BASIS FOR THE MANUFACTURE OR SALE OF EQUIPMENT WITHOUT EXPLICIT WRITTEN PERMISSION

SCALE:  
NOT TO SCALE

VERSION:  
VER.1.0.1

TITLE:  
EMERGENCY CALL RADIO MODEM RECEIVER

C-VIGIL Ltd : marine (CVM)

www.cvigil.co.uk | support@cvigil.co.uk | +44 (0)1244 879 279

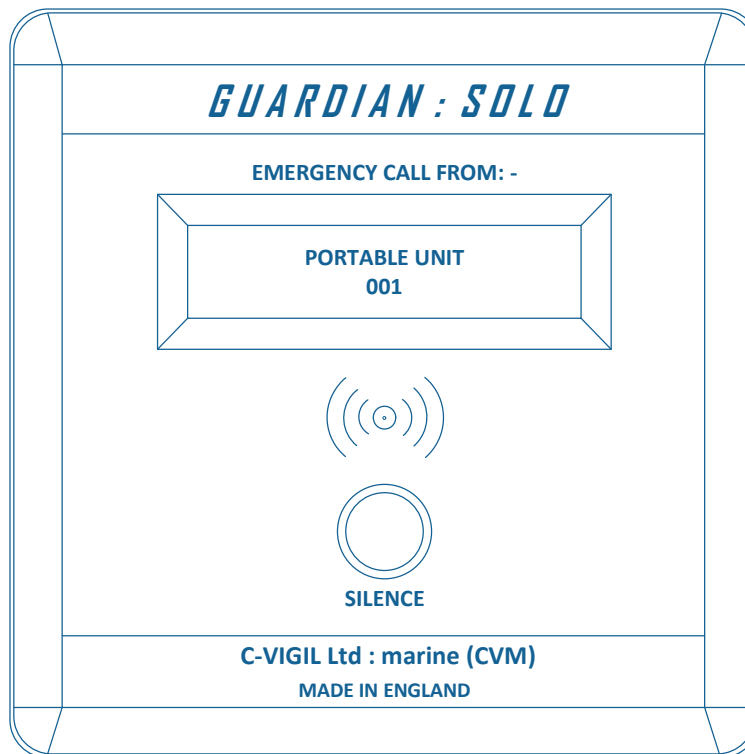
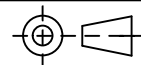
DWG No:  
DWG007

DATE:  
Jan-19

SHEET No:  
7 of 14

REVISION:  
A

DRAWN BY:  
SS



THESE DRAWINGS AND SPECIFICATIONS ARE THE PROPERTY OF C-VIGIL LTD AND SHALL NOT BE REPRODUCED, COPIED OR USED AS THE BASIS FOR THE MANUFACTURE OR SALE OF EQUIPMENT WITHOUT EXPLICIT WRITTEN PERMISSION

SCALE:  
NOT TO SCALE

VERSION:  
VER.1.0.1

TITLE:  
**EXTENSION ALARM (OFFICE, CABINS...ETC)**

**C-VIGIL Ltd : marine (CVM)**  
www.cvigil.co.uk | support@cvigil.co.uk | +44 (0)1244 879 279

DWG No:  
DWG008

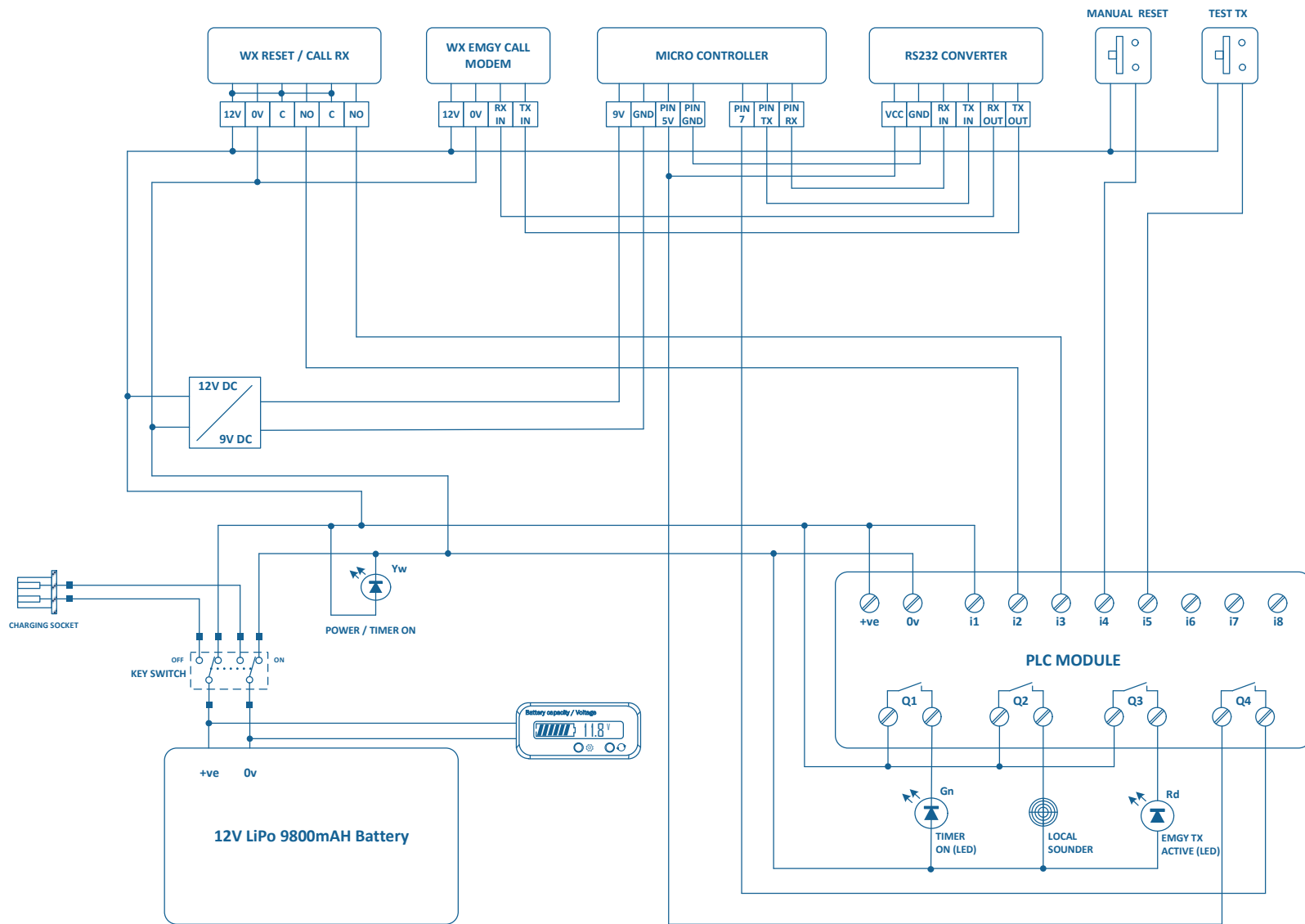
DATE:  
Jan-19

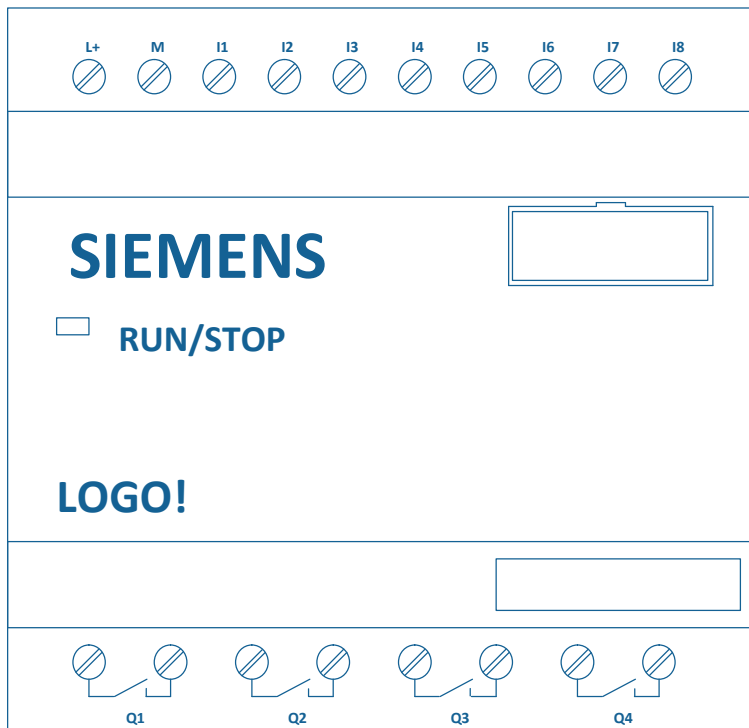
SHEET No:  
8 of 14

REVISION:  
A

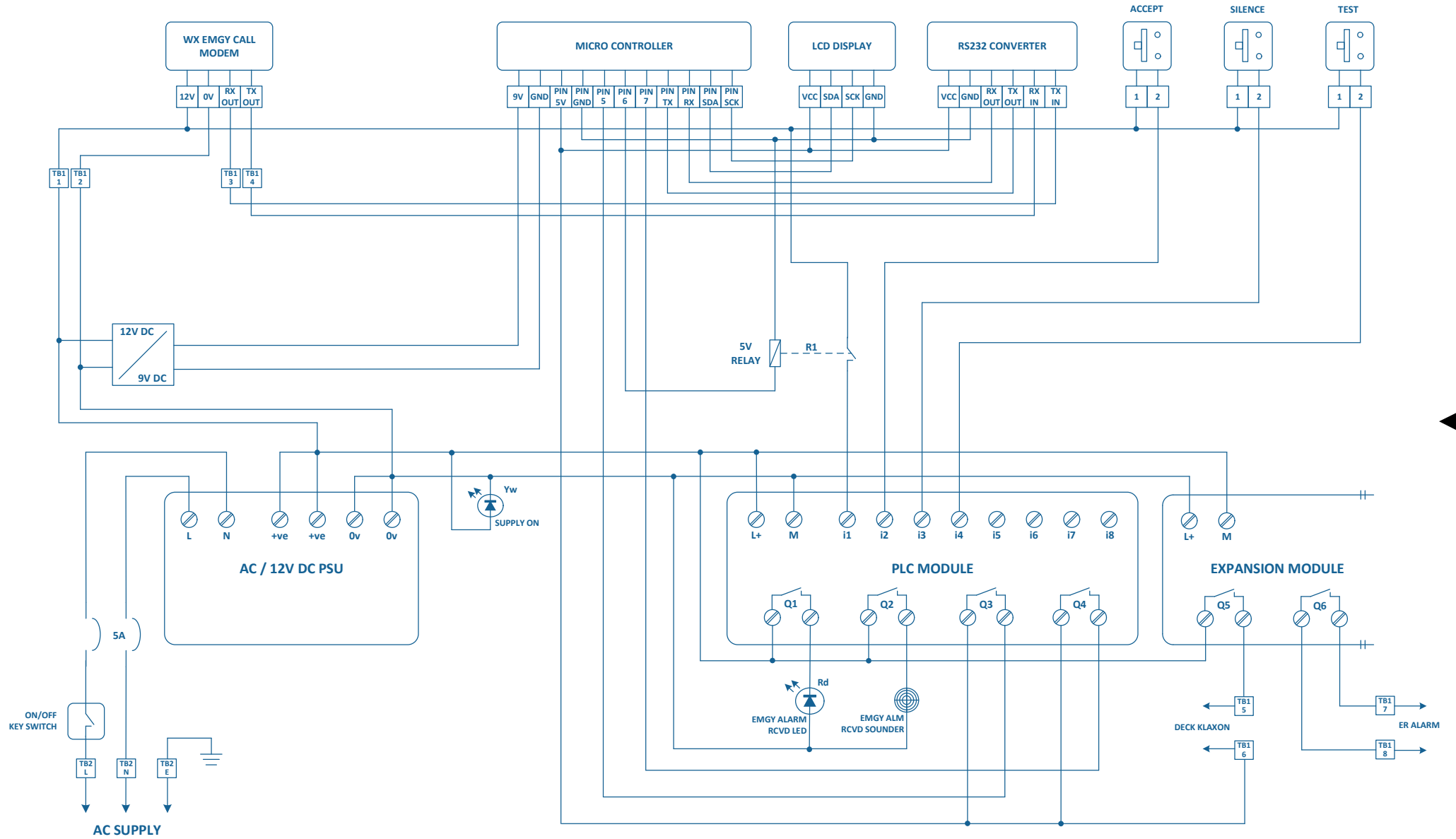
DRAWN BY:  
SS

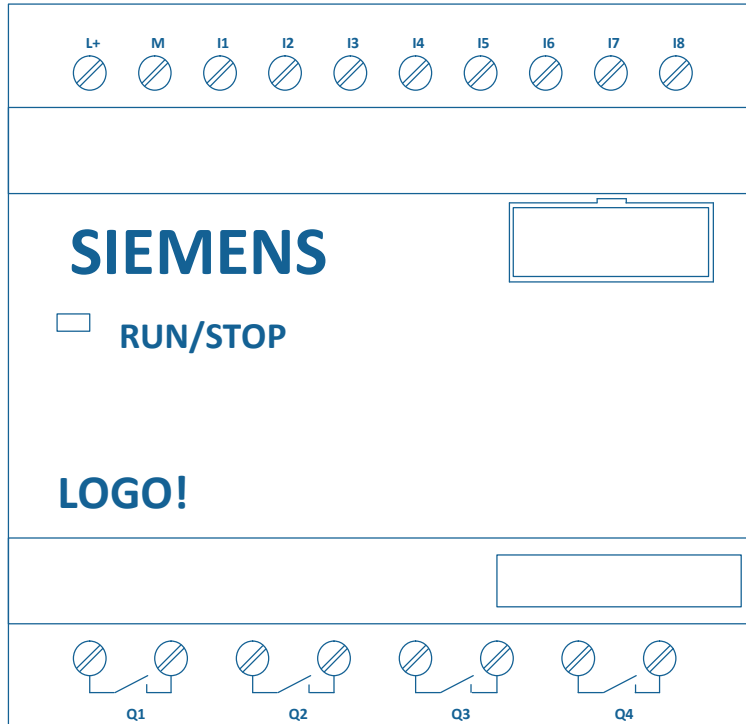




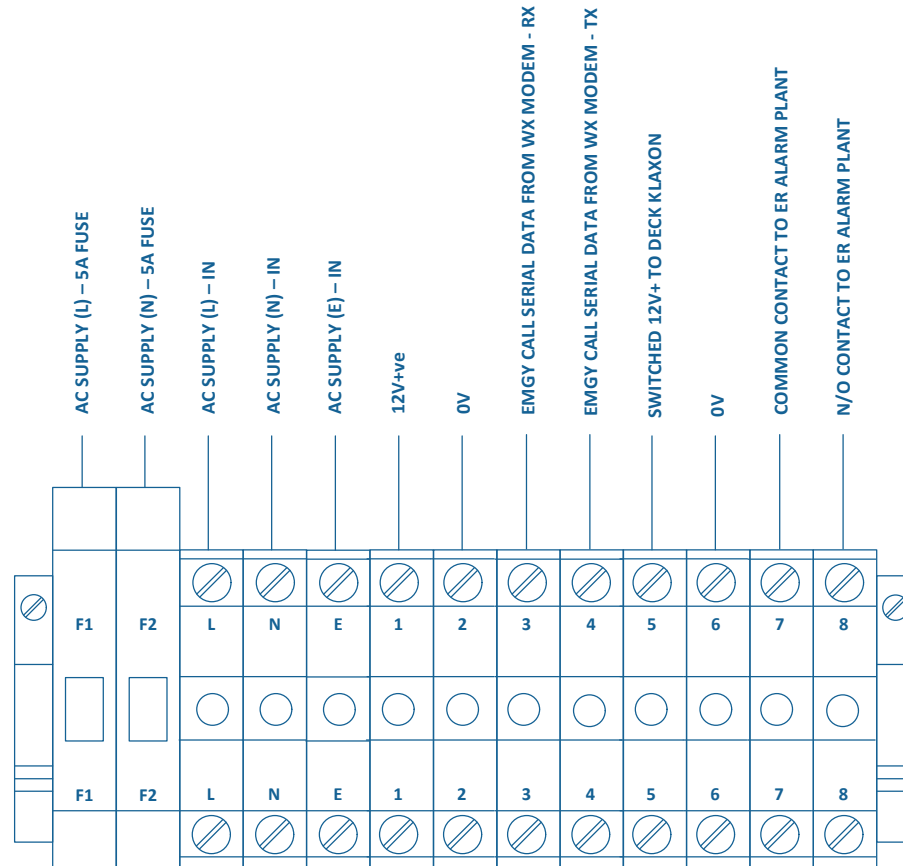


I/O TABLE	
MAIN PLC MODULE	
POWER SUPPLY	
L+	12V+ DC
M	0V
INPUTS	
i1	SWITCHED 12V+ FROM KEY SWITCH
i2	SWITCHED 12V+ RESET FROM WX RX
i3	SWITCHED 12V+ SOUND ALARM FROM WX RX
i4	SWITCHED 12V+ RESET FROM MANUAL RESET PB
i5	SWITCHED 12V+ TEST PB
i6	NO CONNECTION
i7	NO CONNECTION
i8	NO CONNECTION
OUTPUTS	
Q1	SWITCHED 12V+ TIMER ON LED
Q2	SWITCHED 12V+ LOCAL ALARM SOUNDER
Q3	SWITCHED 12V+ EMGY ALARM TX ON LED
Q4	SWITCHED 5V+ SEND EMGY CALL SERIAL DATA





I/O TABLE	
MAIN PLC MODULE	
POWER SUPPLY	
L+	12V+ DC
M	0V
INPUTS	
i1	SWITCHED 12V+ EMGY CALL ALARM SOUNDER
i2	SWITCHED 12V+ ACCEPT EMGY CALL PB
i3	SWITCHED 12V+ SILENCE ALARM PB
i4	SWITCHED 12V+ TEST PB
i5	NO CONNECTION
i6	NO CONNECTION
i7	NO CONNECTION
i8	NO CONNECTION
OUTPUTS	
Q1	SWITCHED 12V+ EMGY CALL RECEIVED LED
Q2	SWITCHED 12V+ EMGY CALL RECEIVED SOUNDER
Q3	SWITCHED 5V+ ACCEPT EMGY CALL - LCD
Q4	SWITCHED 5V+ TEST DISPLAY - LCD



THESE DRAWINGS AND SPECIFICATIONS ARE THE PROPERTY OF C-VIGIL LTD AND SHALL NOT BE REPRODUCED, COPIED OR USED AS THE BASIS FOR THE MANUFACTURE OR SALE OF EQUIPMENT WITHOUT EXPLICIT WRITTEN PERMISSION

SCALE:  
NOT TO SCALE

VERSION:  
VER.1.0.1

TITLE:  
**ALARM PANEL TB-1**

**C-VIGIL Ltd : marine (CVM)**  
www.cvigil.co.uk | support@cvigil.co.uk | +44 (0)1244 879 279

DWG No:  
DWG013

DATE:  
Jan-19

SHEET No:  
13 of 14

REVISION:  
A

DRAWN BY:  
SS

